
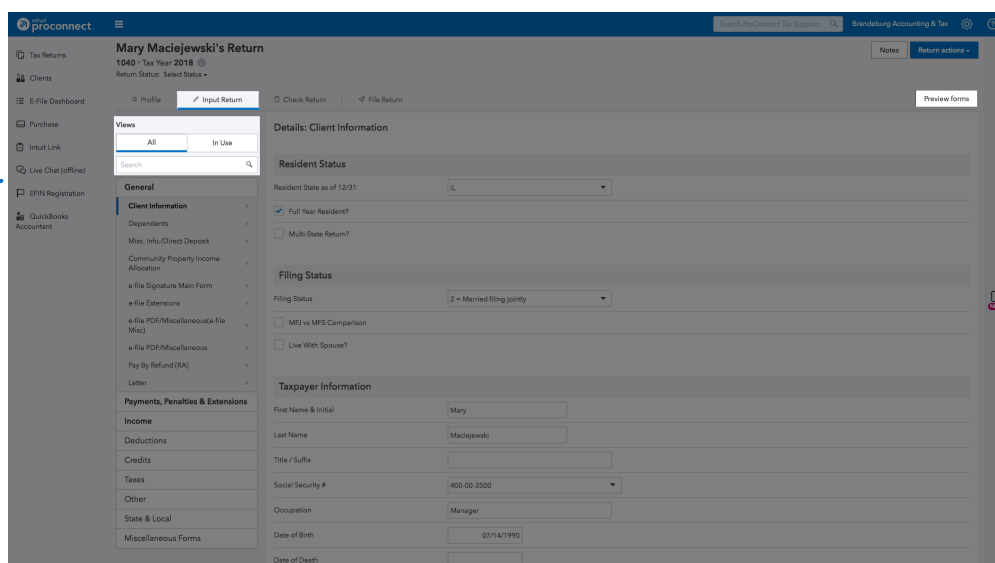


Check Forms Availability

ProConnect Tax Online offers robust tax content, including access to more than 5,600 forms all built from the same tax calculation engine as Lacerte.



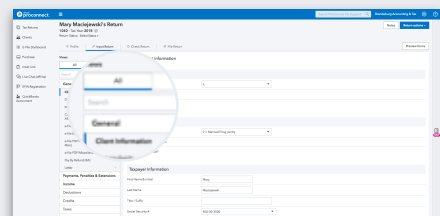
Search Forms




Preview Forms

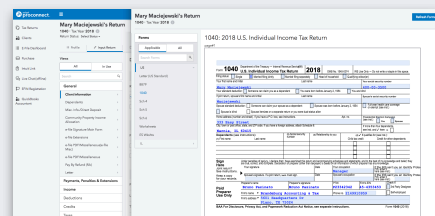
Click the Tax Returns tab, then select a client return. From the Input Return workspace, you can search forms, preview the tax return form and check the status of a form.

What to Expect



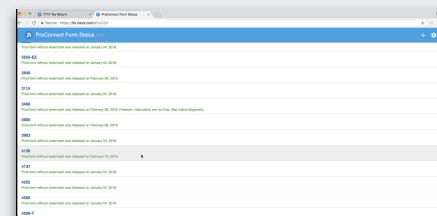
Find Forms

Search by form type, input field, keyword or a specific data point in the client's tax return using the search bar at the top of the navigation tree. Narrow your search by form title, input field or data using the dropdown menu.



Preview Forms

Click **Preview Forms** to view the tax return form in a new window, then view form data entered with data inputs for a side-by-side comparison.



Check Forms Status

Click **Forms Status** on the main navigation bar on the left to check the status and availability of federal and state-specific forms.